

(TRANSLATION)

This document has been translated from the Japanese original for reference purposes only. In the event of any discrepancy between this translated document and the Japanese original, the original shall prevail. The Company assumes no responsibility for this translation or for direct, indirect or any other forms of damages arising from the translation.

# Financial Results for the nine months Ended December 31, 2021

FANUC CORPORATION

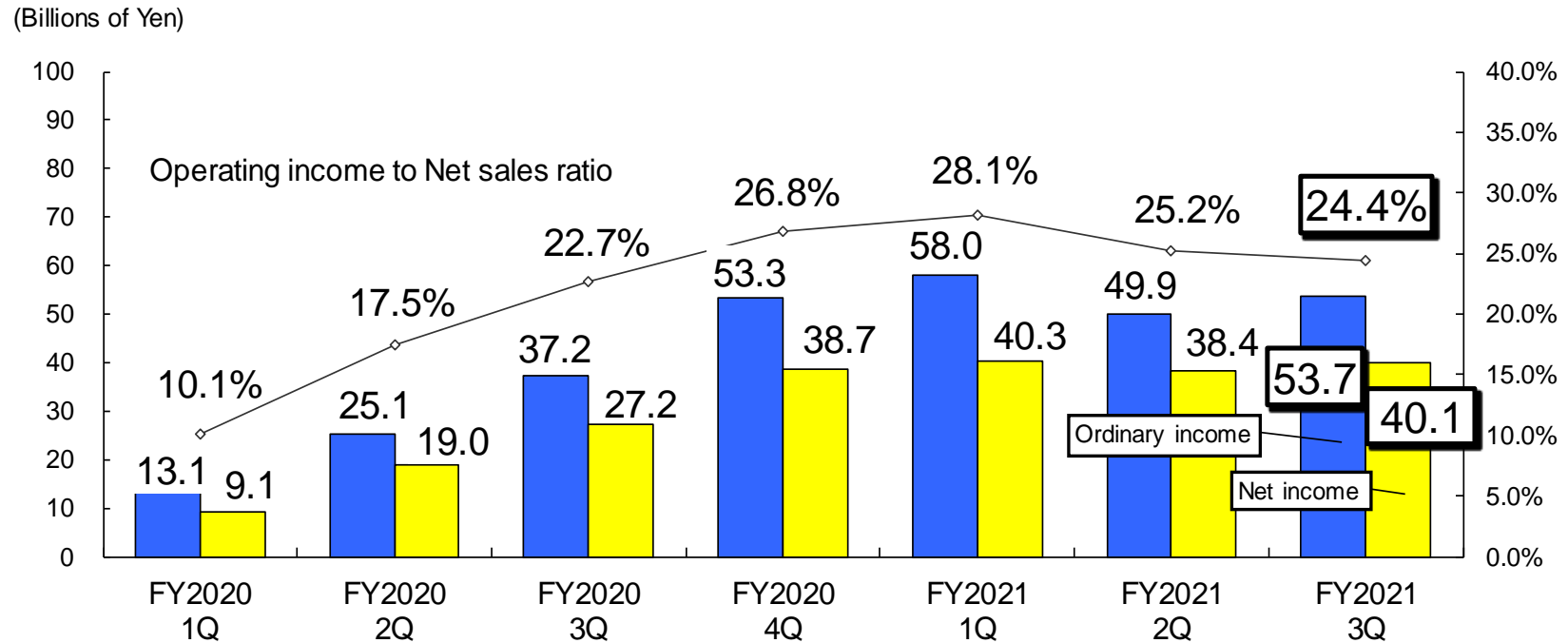
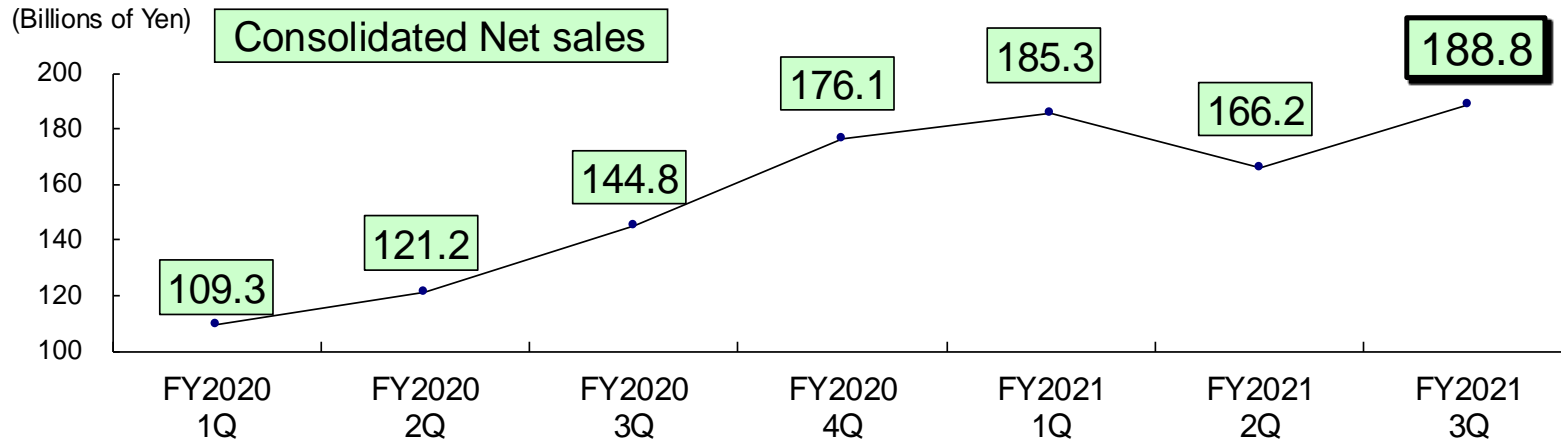
---

The forecasts described in this report are subject to uncertain factors such as supply and demand trends, industry competition, economic conditions, and others in major markets. Actual results may differ from these forecasts.

(Billions of Yen)	FY2020 3Q (Apr~Dec)	FY2021 3Q (Apr~Dec)	Change from 3Q of FY2020
Net sales	375.2	540.2	+44.0%
Cost of sales	245.2	319.4	+30.3%
【to Net sales】	65.4%	59.1%	
Operating income	65.3	139.9	+114.4%
【to Net sales】	17.4%	25.9%	
Ordinary income	75.4	161.5	+114.2%
【to Net sales】	20.1%	29.9%	
Extraordinary income or loss	-	-0.5	-
Net income	55.3	118.8	+114.6%
【to Net sales】	14.7%	22.0%	
FX Rate			
Yen/1USD	106.11	111.10	+4.7%
Yen/1EUR	122.38	130.62	+6.7%

(Billions of Yen)	FY2020 3Q (Oct~Dec)	FY2021 2Q (Jul~Sep)	FY2021 3Q (Oct~Dec)	Change from 3Q of FY2020	Change from 2Q of FY2021
Net sales	144.8	166.2	188.8	+30.3%	+13.6%
Cost of sales	88.5	98.0	114.0	+28.8%	+16.4%
【to Net sales】	61.1%	58.9%	60.4%		
Operating income	32.9	41.9	46.0	+39.7%	+10.0%
【to Net sales】	22.7%	25.2%	24.4%		
Ordinary income	37.2	49.9	53.7	+44.5%	+7.7%
【to Net sales】	25.7%	30.0%	28.5%		
Extraordinary income or loss	-	-	-	-	-
Net income	27.2	38.4	40.1	+47.3%	+4.6%
【to Net sales】	18.8%	23.1%	21.3%		
FX Rate					
Yen/1USD	104.51	110.11	113.71	+8.8%	+3.3%
Yen/1EUR	124.54	129.84	130.07	+4.4%	+0.2%

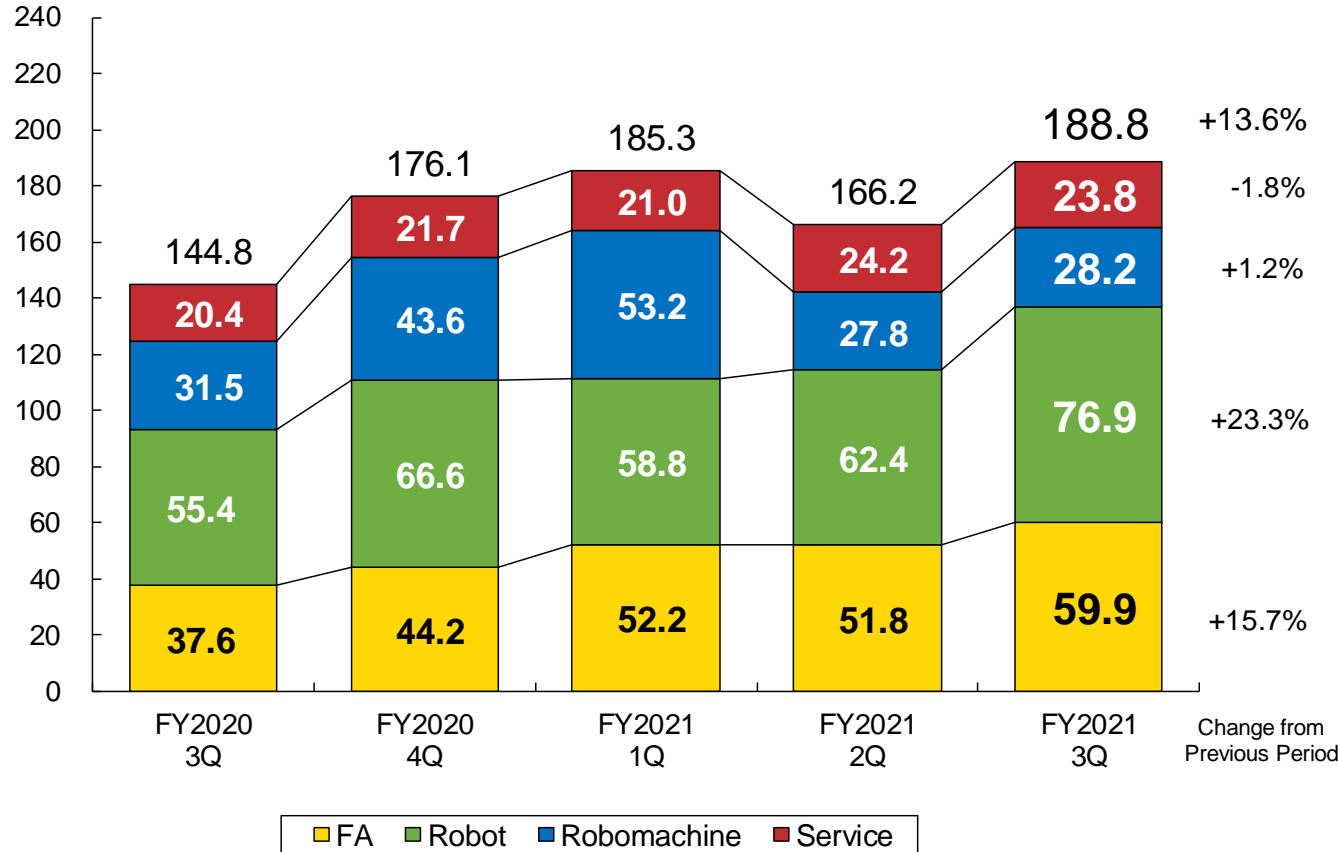
Quarterly Changes in Consolidated Sales and Profit/Loss



※“Net income” means “Net income attributable to owners of parent”. 4

# Consolidated Sales by Division

(Billions of Yen)

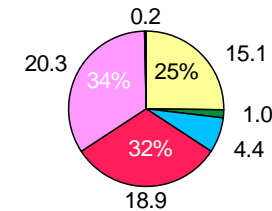


Results for the 3rd Quarter (3 months) [Comparison with FY2021 2Q]

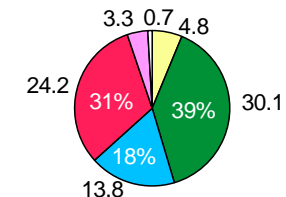
- FA → Sales increased in Japan and China.
- Robot → Sales increased significantly in the Americas and China.
- Robomachine → Sales increased in Europe.

3Q of FY2021

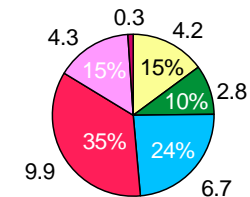
FA by Region



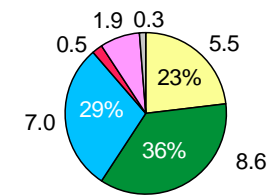
Robot by Region




Robomachine by Region



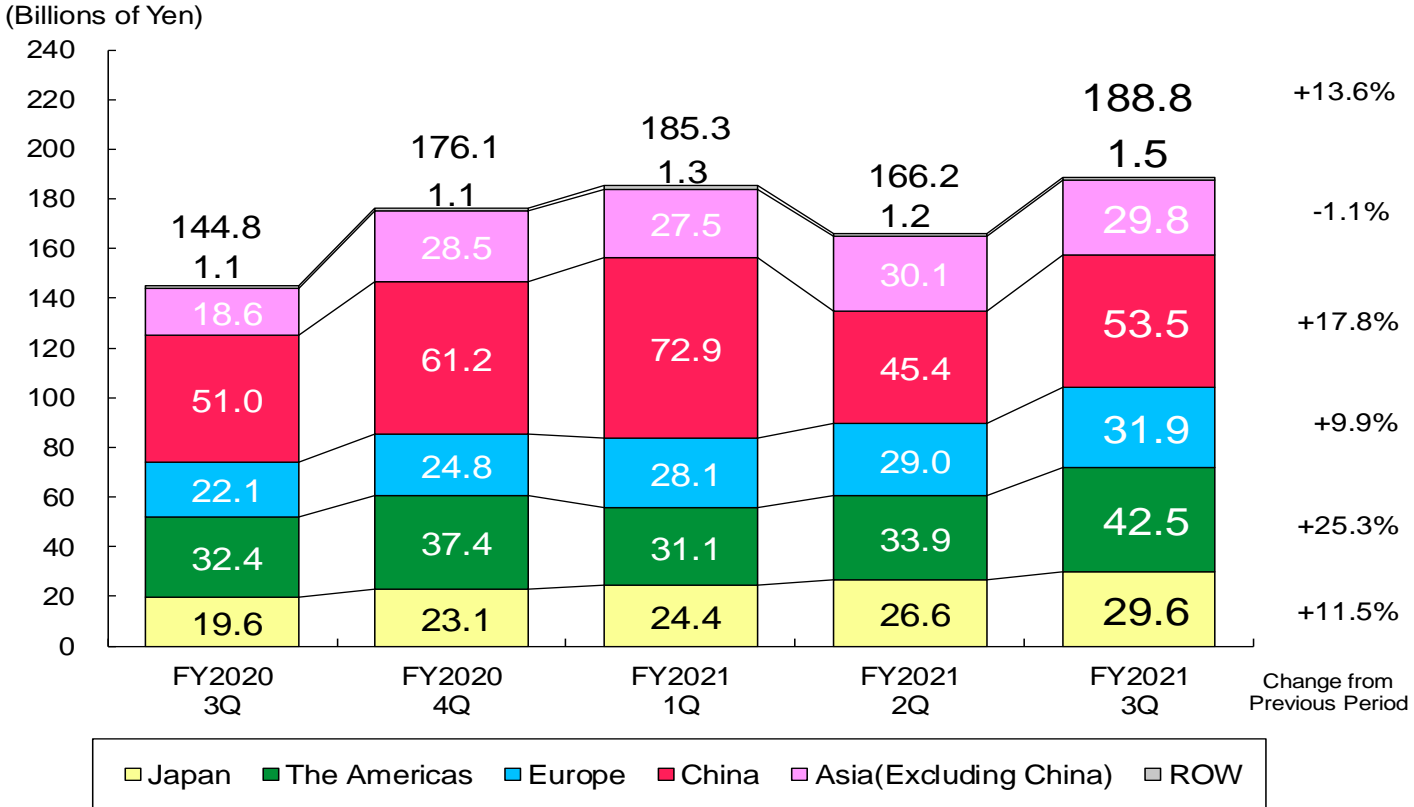
Service by Region



※The consolidated net sales does not include the service business in China which is operated by the equity method affiliates.



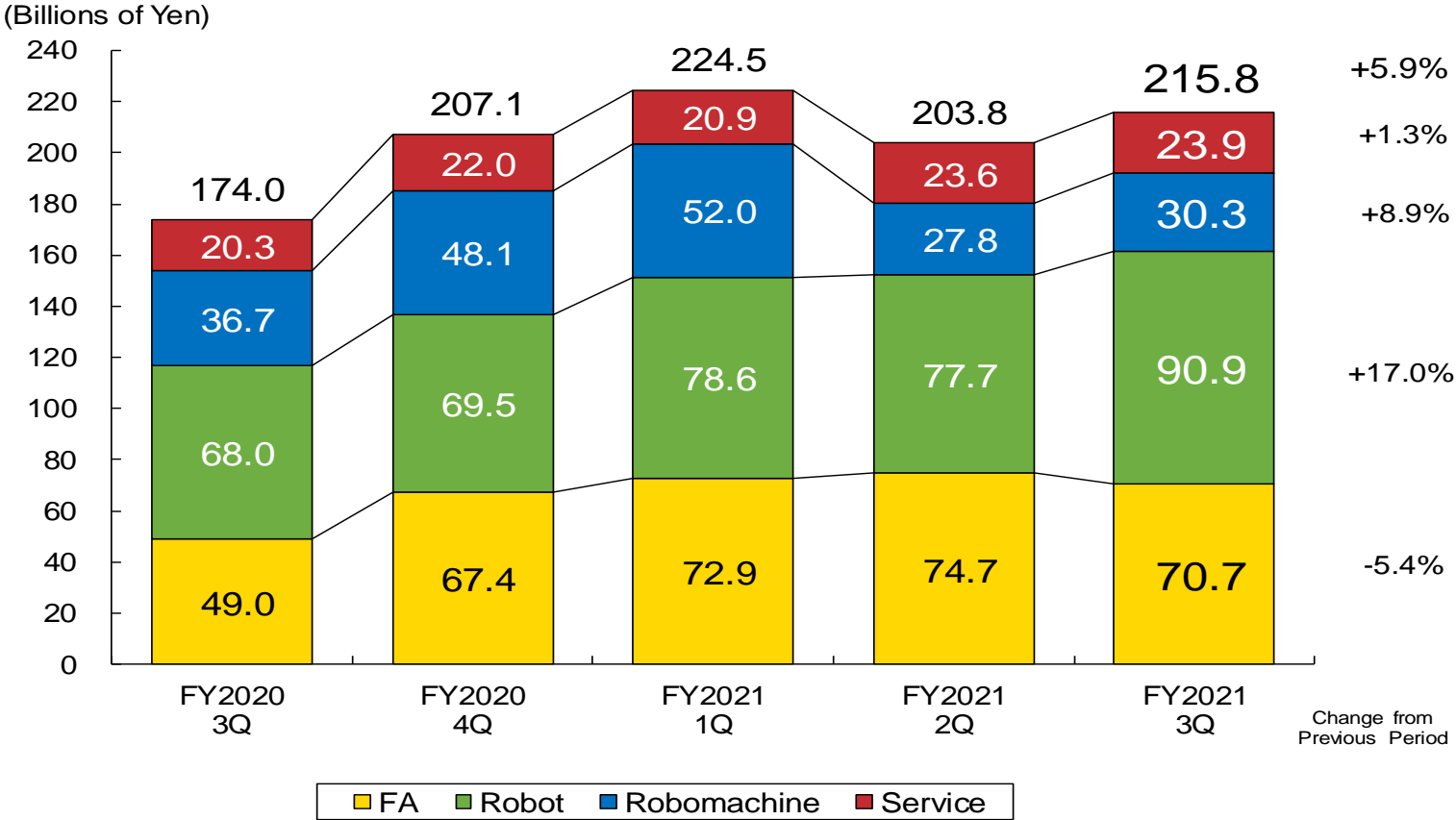
Consolidated Sales by Region



Results for the 3rd Quarter (3 months) [Comparison with FY2021 2Q]

- Japan → Sales of FA increased.
- The Americas → Sales of Robot increased significantly.
- Europe → Sales of Robomachine increased.
- China → Sales of Robot increased significantly. Sales of FA increased.

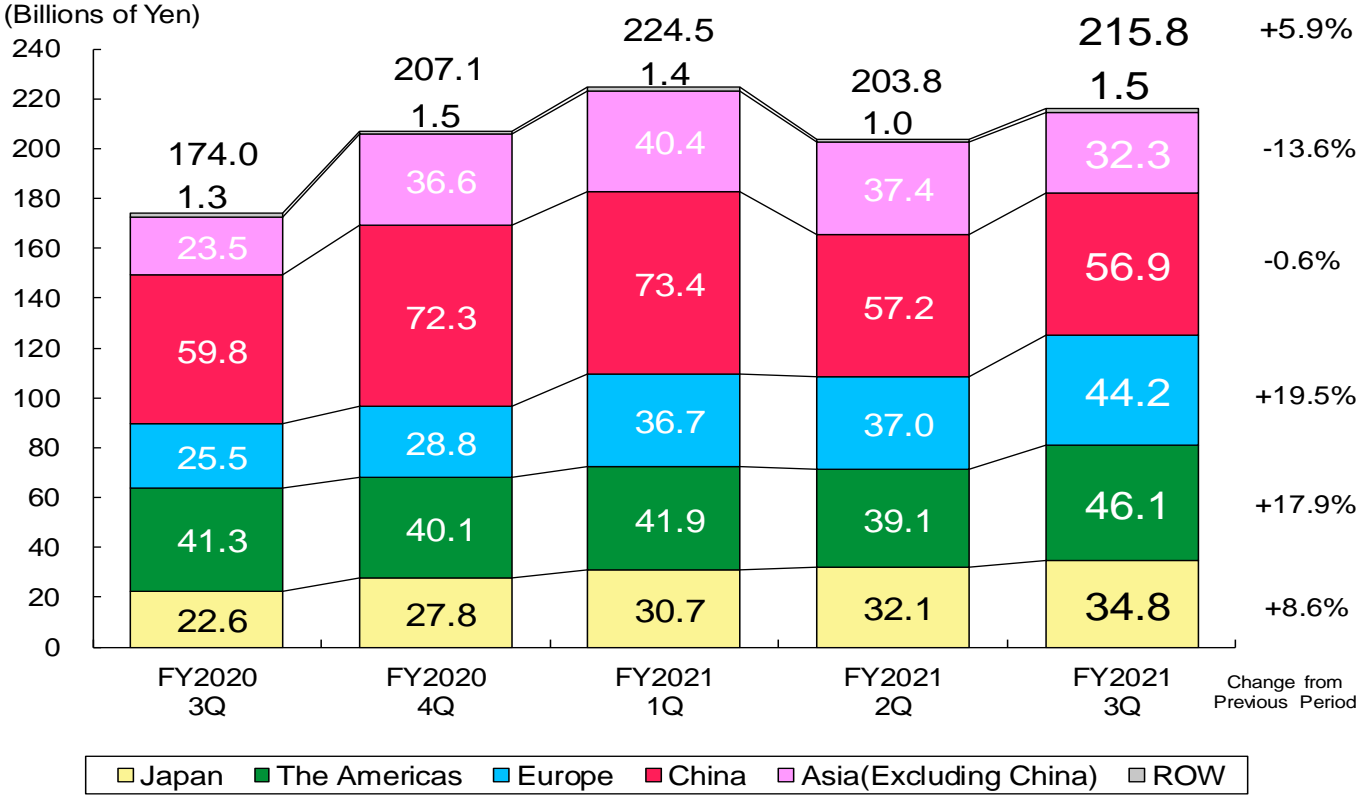
Consolidated Orders by Division



Results for the 3rd Quarter (3 months) [Comparison with FY2021 2Q]

- FA → Orders decreased in China, South Korea and Taiwan. Orders increased in Japan and Europe.
- Robot → Orders increased significantly in the Americas and Europe. Orders increased in China.
- Robomachine → Orders increased in China.

Consolidated Orders by Region



Results for the 3rd Quarter (3 months) [Comparison with FY2021 2Q]

- Japan → Orders of FA increased.
- The Americas → Orders of Robot increased significantly.
- Europe → Orders of Robot increased significantly. Orders of FA increased.
- China → Orders of FA decreased. Orders of Robot and Robomachine increased.
- Asia (Excluding China) → Orders of FA decreased in South Korea and Taiwan.



(Billions of Yen)	FY2020 3Q (Apr~Dec)	FY2020 Full Year	FY2021 3Q (Apr~Dec)	Change from 3Q of FY2020
Capital Investment	13.8	18.6	19.4	+5.6
Depreciation and amortization	33.1	45.1	34.7	+1.6
Research and development expenses	34.8	46.9	36.7	+1.9

(Billions of Yen)	FY2020	FY2021 Forecast		Change from FY2020	Change from Previous Forecast
		Previous forecast	New forecast		
Net sales	551.3	708.9	726.2	+31.7%	+2.4%
Cost of sales	349.3	420.0	427.7	+22.4%	+1.8%
【to Net sales】	63.4%	59.2%	58.9%		
Operating income	112.5	177.5	186.5	+65.8%	+5.1%
【to Net sales】	20.4%	25.0%	25.7%		
Ordinary income	128.7	203.4	214.7	+66.8%	+5.6%
【to Net sales】	23.4%	28.7%	29.6%		
Extraordinary income or loss	-	-0.5	-0.5	-	-
Net income	94.0	150.8	159.3	+69.4%	+5.6%
【to Net sales】	17.1%	21.3%	21.9%		
FX Rate					
Yen/1USD	106.06	107.40	109.58	+3.3%	+2.0%
Yen/1EUR	123.70	127.95	129.22	+4.5%	+1.0%

 Estimated FX  
 rate for 4Q of FY2021

 105Yen / 1USD  
 125Yen / 1EUR

# Sustainability Initiatives

## 1. Targets and initiatives to achieve carbon neutrality by FY2050

- ✓ **Setting of targets to reduce greenhouse gas (GHG) emissions to achieve carbon neutrality by FY2050**

### Targets for reducing GHG emissions

Targets for the reduction of GHG emissions from the business activities of the FANUC Group (Scope 1 and 2):

- **42% reduction by FY2030 (in comparison with FY2020)** (Application has been submitted for SBT (Science Based Targets) validation)
- **Carbon neutral by FY2050**

- ✓ **GHG emission reduction initiatives**

### Reducing GHG emissions from business activities

Part of the power consumed in the FANUC Headquarters' factories, Mibu factories and Tsukuba factories will be renewable electricity, and other sites will also switch to using renewable electricity in the near future. Furthermore, solar panels will be set up, and measures to save energy will be further accelerated to reduce GHG emissions resulting from our business activities.



FANUC Headquarters



Mibu Factories

### Reducing GHG emissions from the usage of FANUC products

The enhancement of energy saving features of FANUC's FA, ROBOT and ROBOMACHINE products will contribute to reducing the GHG emissions of the products' users.

## 2. Endorsement of TCFD recommendations and information disclosure

### ✓ Endorsement of TCFD recommendations announced

With the adoption of the Paris Agreement at COP21 (21st Conference of the Parties to the United Nations Framework Convention on Climate Change), activities focusing on the transformation to a decarbonized society are increasing globally.

With its extensive world-wide business, the FANUC Group is fully aware that climate change is a pivotal management issue, and is promoting counteractive measures and initiatives.

In line with this direction, FANUC expressed its endorsement of the TCFD (Task Force on Climate-related Financial Disclosures) recommendations, in December 2021.



### ✓ Information disclosure pursuant to TCFD recommendations

By applying the TCFD recommendations framework, FANUC shall continue to disclose information in high quality and suitable amount, as well as promote climate change initiatives even further, to contribute to creating a sustainable society.

Information on FANUC's approach to sustainability is made public in accordance with the TCFD recommendations, and can be viewed on our web site:

<https://www.fanuc.co.jp/en/sustainability/environment/climate/tcf.html>

## Actions on energy efficiency with FA products

### 1. Direct energy reduction

- Promotion of electrification of hydraulic control
- Design of motors with low energy loss, efficient current control of motor, and adoption of latest power devices
- Power regeneration during motor deceleration

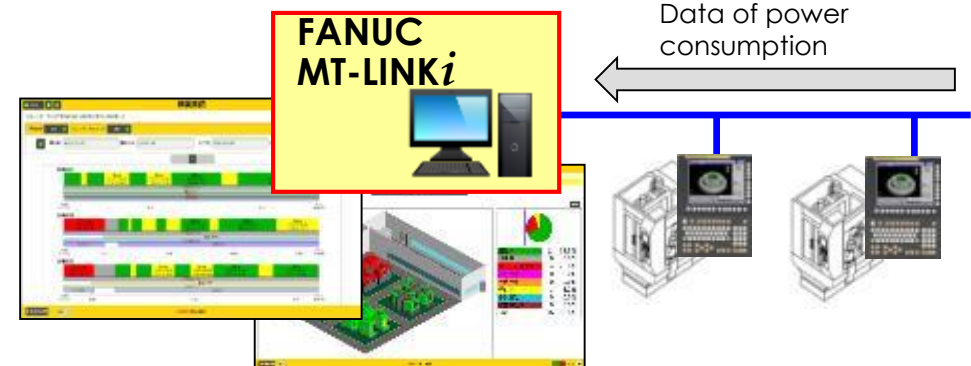


### 2. Indirect energy reduction

- Reduction of power consumption, reducing production time of machine using high speed machining functions

### 3. Proposal for energy efficiency with IoT

- Power consumption monitoring
- Visualization of machine status
- Machining process optimization (Reduction of waste time)



# Product Initiatives - ROBOT

## Robot Development in Consideration for the Environment

**Example :**  
**Collaborative Robot CRX series**

CRX-10iA :

- Max. Payload 10kg
- Weight 40kg
- Power Consumption 100~300W



Significantly lighter Weight than the comparable robot of 150kg

- Reduction and visualization of power consumption through energy-saving functions\*, weight reduction, etc.

\*Power Consumption Monitor, Power Regeneration Function, Brake Control Function, Controller FAN Auto Stop Function, etc.

- Reduction of CO2 emissions during transportation through weight reduction
- Automation by robotization enables to operate in night and to disperse peak power, and contribute to increasing the ratio of clean energy



Compact machining center with higher productivity and energy saving



**ROBODRILL  $\alpha$ -D21MiB5 Plus**

## Higher productivity

- High machining performance : Saving power consumption by cycle time reduction
- High sustainability : Operation management by ROBODRILL-LINKi
- Ease of use : Higher productivity by functionalization of machining know-how

## Power consumption monitor

- Power consumption of machine and peripherals are displayed on machine and collected by ROBODRILL-LINKi

## Energy saving functions

- Automatic illumination and LCD power off, energy saving control of motors and pumps

- April, 2021
- October, 2021

**Production started**  
**Exhibited at EMO Milano 2021**



All electric injection molding machine with higher productivity and energy saving



**ROBOSHOT** α-S100iB

## Higher productivity

- High molding performance : Wider molding applications by injection enhancement
- High sustainability : Operation and molding quality monitor by ROBOSHOT-LINKi2
- Ease of use : Higher operability by unique simultaneous two-screens display of utilizing horizontal wide display unit

## Power consumption monitor

- Centralized ROBOSHOT power consumption monitor function by ROBOSHOT-LINKi2

## Less grease consumption

- Less grease consumption with high lubrication performance by grease improvement

- January, 2021
- October, 2021

**Production of 50 to 220 ton machines started  
Exhibited at EMO Milano 2021**



# Product Initiatives - ROBOCUT

Wire electrical-discharge machine with higher productivity and energy saving



**ROBOCUT α-C600iC**

## Higher productivity

- High cutting performance : New machine structure, new discharge unit, and new discharge control for high accurate and high quality cutting
- High sustainability: Easier maintenance, Managing operations via ROBOCUT-LINKi
- Ease of Use: Guidance function, PANEL iH Pro to improve operability

## Power consumption monitor

- LED light, inverter pumps, and sleep mode to reduce power consumption

## Consumable parts

- ECO mode to reduce usage of wire electrode

- January, 2021
- October, 2021

**Production of α-C400iC & α-C600iC started**  
**Exhibited at EMO Milano 2021**